



## KEY POINTS

INSTALLING WIRELESS DEVICES WITH ESIM364 AND AVOIDING LOSS OF WIRELESS SIGNAL AND FASTER BATTERY DRAIN



## IMPORTANT!

PLEASE READ  
BEFORE INSTALLING!

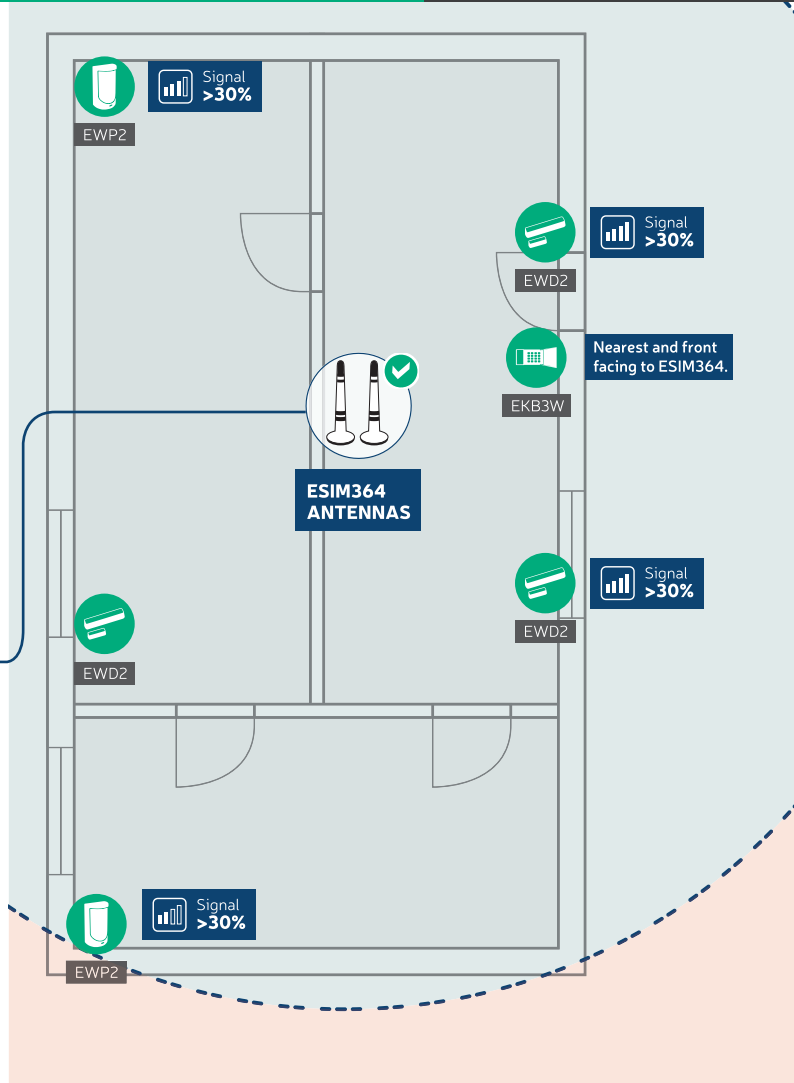
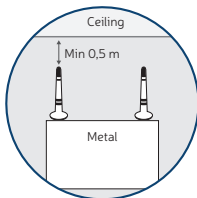
# ESIM364

## CORRECT



### BEST PLACE FOR ESIM364 EXTERNAL ANTENNAS:

- ✓ center location
- ✓ all devices signal >30%
- ✓ >0,5m from ceiling
- ✓ outside the metal case
- ✓ installed vertically on any metal surface



VERSION 01



**STRONG WIRELESS SIGNAL (>30%)**



**WEAKER WIRELESS SIGNAL (<30%)**

**eldes**®



## MOST COMMON MISTAKES

INSTALLING WIRELESS DEVICES WITH ESIM364 CAUSING LOSS OF WIRELESS SIGNAL AND FASTER BATTERY DRAIN



## IMPORTANT!

PLEASE READ  
BEFORE INSTALLING!

# ESIM364

## INCORRECT

### 1 WRONG PLACE FOR ESIM364 EXTERNAL ANTENNAS:

- ✗ not center location
- ✗ <0,5m from ceiling
- ✗ inside the metal case
- ✗ installed horizontally
- ✗ attached to other than metal surface

### 2 WIRELESS DEVICE TOO CLOSE TO ESIM364 ANTENNA:

- ✗ <0,5m from ESIM364

### 3 WEAK SIGNAL:

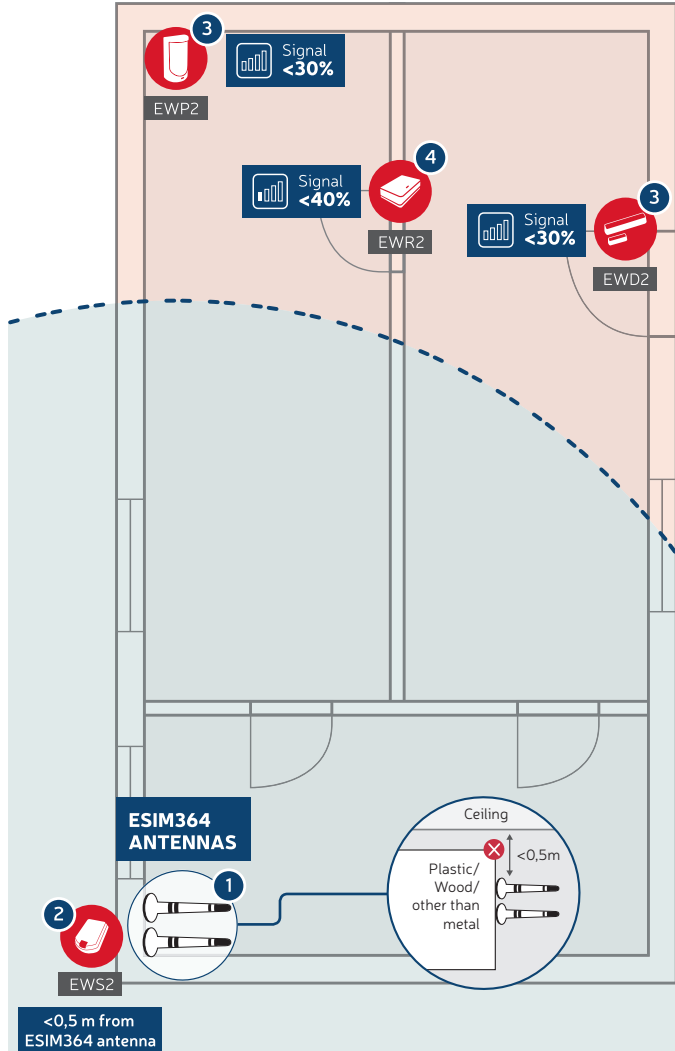
- ✗ signal <30%

### 4 WRONG LOCATION FOR EWR2:

- ✗ signal <40%

### RECOMMENDATION

- if wireless device signal to ESIM364 antenna is <30%, use EWR2
- if external EWR2 antenna is used, place it on the metal surface vertically



VERSION 01



**STRONG WIRELESS SIGNAL (>30%)**



**WEAKER WIRELESS SIGNAL (<30%)**

**eldes**®